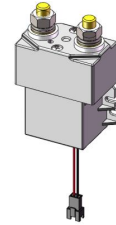


■ ZLJM-500C / A3
 Series (For 5G Application)



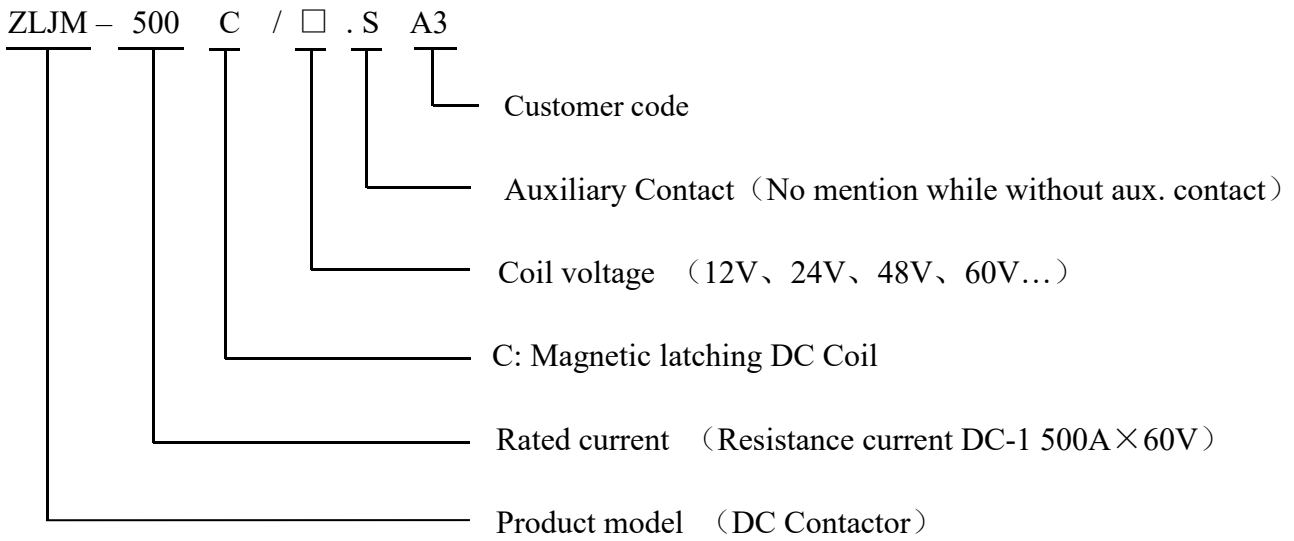
■ CONTACTOR DATA

Model	ZLJM-500C/ <input type="checkbox"/> A3
Contact Form	Bi-stable
Contact Rating(at Resistive Load)	500A×60VDC (DC-1)
Contact Voltage Drop	Max.80mV @500A
Insulation Resistance	Min. 100MΩ at 500VDC
Dielectric Strength (Between Insulated Electric Parts)	1000VAC 50 Hz/60 Hz (1 minute)
Pick up time	Max. 30mSec.
Drop out time	Max. 30mSec.
Maximum bounce time of main contact	3mS
pulse width	0.5S~1S
Maximum breaking capacity of main contact	On/off once, 4 times rated current, time 5mS
Installation methods	Arbitrarily
Working Duty	Continuous

■ COIL DATA

Model	Coil voltage (V)	Coil operating voltage (V)	Pick-up voltage (V)	Drop-out voltage (V)	Start current (A)	Coil power (W)
ZLJM-500C/A3	12	0.8U _s ~1.2U _s	20%~80%	20%~80%	≤3.2	40
	24				≤1.6	
	48				≤0.8	
	60				≤0.64	

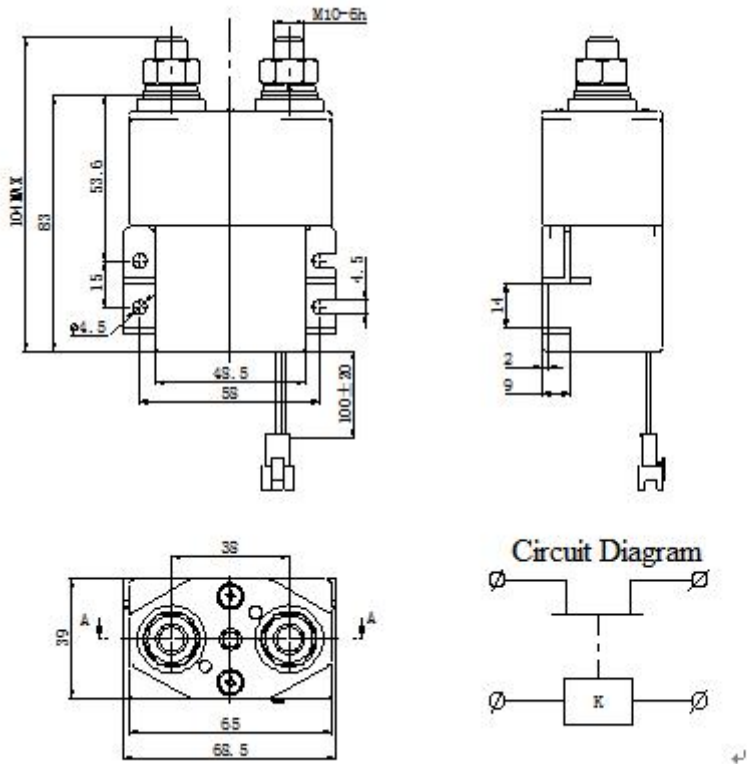
■ Part Numbering System



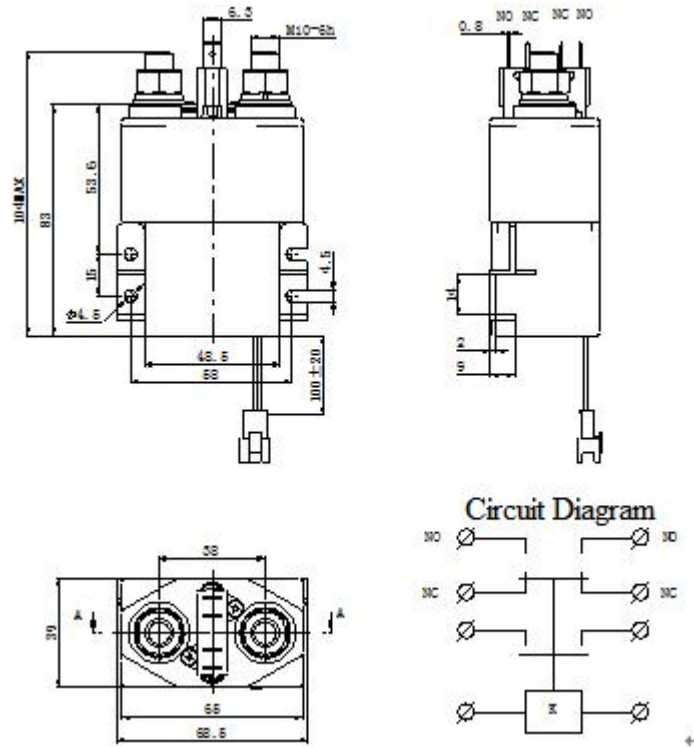
Example: ZLJM-500C/48.S A3; said: Magnetic latching DC Contactor, 500A for DC-1 load rated current, coil voltage 48V DC , with aux. contact.

■ SHAPE INSTALLATION AND CIRCUIT DIAGRAM

1、ZLJM-500C/□ A3 unit (mm)



2、ZLJM-500C/□.S A3



尺寸 (mm) Dimension (mm)	未注尺寸公差 (mm) Tolerance grade not noted (mm)
0~30	±0.3
30~60	±0.5
60~100	±1
>100	±2

Note:

Product coil is excited by positive and negative pluse, $500\text{ms} \leq t \leq 1\text{S}$. long time continuous energizing is not allowed. Operation frequency should be no more than 6 ops/min. It`s square pulse(“+” connect with positive pulse, “-” connect with negative pulse) and positive pulse makes the contact close while negative pulse makes the contact open after the excitation ,the permanent magnet in product keeps the state of the contact.